




# NATURE

## NOTEBOOK

GRADES

3-8



The Good AND THE Beautiful



# All about **ME**

NAME:


favorite THING in  
NATURE



favorite ANIMAL



favorite  
SEASON



favorite NATURE  
ACTIVITIES



favorite PLACE



favorite  
NATURE SOUND



my  
BIRTHDAY



draw  
self-  
portrait



favorite TYPE  
of WEATHER



favorite COLOR  
of FLOWER



favorite INSECT



favorite BIRD





# FALL

*Field Notes*



- A pine cone or pine needle
- A rock that is white or partially white
- A rock that has black or brown in it
- A stick
- An acorn
- Something soft
- A cloud
- An orange leaf
- Something smooth
- A fallen tree
- Something perfectly round
- A river, a pond, a stream, or a puddle
- A red leaf
- A yellow leaf
- A brown leaf
- Something with a strong smell
- A rock that is smaller than a bean
- A pretty weed
- Something sharp
- A tree stump
- Something that smells good
- Mud
- Something black
- A tree with rough bark
- A tree with smooth bark



# FALL NATURE WALK HUNT

Take a nature walk and mark off all the things you can find on this list.





# WINTER


*Field Notes*

## What do you like about winter? Check all that apply.

(If you do not live in an area with distinct season changes, use your imagination.)



- Snow falling silently from the sky
- Icicles glistening in the sun
- The whistle of the wind
- The cold air on your face
- Gray and white skies
- Frozen lakes
- Beautiful, bare trees sleeping until spring
- The world covered in white

**Choose one of the items above to draw.**





# ROCKS!



Handwriting practice lines consisting of a solid top line, a dashed middle line, and a solid bottom line. There are ten sets of these lines for practice.

Handwriting practice lines consisting of a solid top line, a dashed middle line, and a solid bottom line. There are ten sets of these lines for practice.

# Using Your Senses

While in nature, describe something you can



.....  
.....  
.....



.....  
.....  
.....



.....  
.....  
.....



.....  
.....  
.....



.....  
.....  
.....



# Winter Bingo:

Try to fill an entire row vertically, horizontally, or diagonally.

Find and draw items as you see them.

ROCK

SNOWFLAKE/RAINDROP

DORMANT PLANT

GRAY SKY

BLUE SKY

SUNSET

SUN

LONG SHADOWS

WINTER BIRD

LEAFLESS TREE

FROST OR ICE

MUD PUDDLE

EVERGREEN TREE

ICICLE

COLD BREEZE

ANIMAL

# WINTER POETRY

Read these poems about winter and circle your favorite poem on the page. Write your own poem about winter.

## February Twilight

*By Sara Teasdale*

I stood beside a hill  
Smooth with new-laid snow,  
A single star looked out  
From the cold evening glow.  
There was no other creature  
That saw what I could see—  
I stood and watched the evening star  
As long as it watched me.

## I Heard a Bird Sing

*By Oliver Herford*

I heard a bird sing  
In the dark of December.  
A magical thing  
And sweet to remember.

"We are nearer to Spring  
Than we were in September,"  
I heard a bird sing  
In the dark of December.

## Snowflakes

*By Leroy F. Jackson*

The snowflakes are falling  
by ones and by twos;  
There's snow on my jacket,  
and snow on my shoes;  
There's snow on the bushes,  
and snow on the trees—  
It's snowing on everything now,  
if you please.

## January

*By Anonymous*

January sparkles.  
January's bold.  
January huffs and puffs.  
January's cold.

## Snow Toward Evening

*By Melville Cane*

Suddenly the sky turned gray,  
The day,  
Which had been bitter and chill,  
Grew soft and still.  
Quietly  
From some invisible blossoming tree  
Millions of petals cool and white  
Drifted and blew,  
Lifted and flew,  
Fell with the falling night.

## The Frosted Pane

*By Evaleen Stein*

When I wakened, very early,  
All my window-pane was pearly  
With a sparkling little picture traced  
in lines of shining white;  
Some magician with a gleaming  
Frosty brush, while I was dreaming,  
Must have come and by the starlight  
worked through all the quiet night.





# SPRING


*Field Notes*

## What do you like about spring? Check all that apply.

(If you do not live in an area with distinct season changes, use your imagination.)

- The blossoms on the trees
- The grass turning green again
- The smell of flowers
- White clouds drifting in a blue sky
- Watching bugs
- The warm sunshine on my skin
- Singing birds
- The trees coming alive with green leaves

**Choose one of the items above to draw!**



# Spring Bingo:

Try to fill an entire row vertically, horizontally, or diagonally.

Find and draw items as you see them.

ROCK	BUDDING TREE	FLOWER	SOMETHING PINK
INSECT	GREEN LEAF	RUNNING WATER	FLOWERING TREE
FLOWER BED	BUSH	BARK	SUNRISE
GREEN GRASS	CLOUDY SKY	NATURAL WATER	ANIMAL



## ***Seed Collection:***

Almost all plants grow from seeds, but they come in many different forms. Go on a hunt for seeds.

Tape or glue seeds that you find in nature in the boxes below.

SEED

SEED

SEED

SEED


SEED

SEED

SEED

SEED

SEED

- 
- A rock that is oval
  - A rock that is smaller than a fingernail
  - A bug smaller than a dime
  - A bug bigger than a dime
  - A feather
  - A yellow or white flower
  - A blue or purple flower
  - A red or orange flower
  - Something smooth
  - A seed
  - Something perfectly round
  - A leaf that bugs have chewed
  - A bird with white on it
  - A blade of grass longer than your finger
  - A leaf with smooth edges
  - A tall weed
  - Animal tracks
  - A baby animal or bird
  - A sapling (baby tree) shorter than you



# SPRING NATURE WALK HUNT

Take a nature walk and mark off all the things you can find on this list.

## ***Flower Facts:***

From the soft, delicate petals to the lovely smells, flowers are amazing creations!



Flowers are the bloom or blossom of a plant. When you take time to study the tiny details of a delicate, colorful flower, it is hard not to feel wonder and awe. Read these amazing facts:

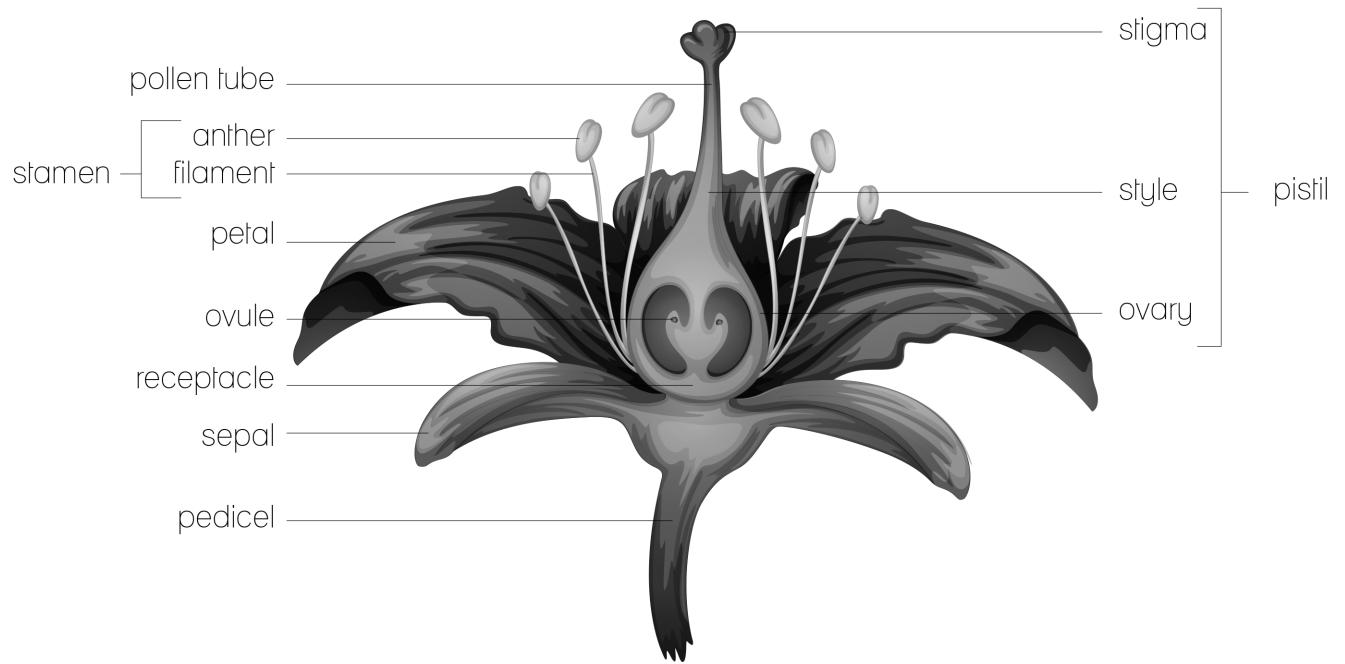
In the 1600s, tulips were so valued that they were worth more than gold!

The green florets on broccoli stalks are actually flowers that have not yet matured. If they are left to grow, they eventually open into tiny yellow flowers.

Flowers were used to communicate feelings in Victorian times. For example, a pink carnation meant, "I'll never forget you." A yellow hyacinth meant, "I'm jealous." A purple hyacinth meant, "I'm sorry."



# FLOWER PARTS



Find a flower, illustrate it, and label at least three parts of the flower.

A large, empty rounded rectangular box provided for the student to draw and label a flower.

# TREE POETRY

Read these poems about trees and circle your favorite poem on the page. Write your own poem about trees.

## Trees

*By Joyce Kilmer*

I think that I shall never see  
A poem lovely as a tree.

A tree whose hungry mouth is prest  
Against the earth's sweet flowing breast;

A tree that looks at God all day,  
And lifts her leafy arms to pray;

A tree that may in summer wear  
A nest of robins in her hair;

Upon whose bosom snow has lain;  
Who intimately lives with rain.

Poems are made by fools like me,  
But only God can make a tree.

## Our Tree

*By Marchette Chute*

When spring comes round, our apple tree  
Is very full of flowers,  
And when a bird sits on a branch  
The petals fall in showers.

When summer comes, our apple tree  
Is very full of green,  
And everywhere you look in it  
There is a leafy screen.

When autumn comes, our apple tree  
Is full of things to eat.  
The apples hang from every branch  
To tumble at our feet.

When winter comes, our apple tree  
Is full of snow and ice  
And rabbits come to visit it.  
We think our tree is nice.

## Open House

*By Aileen Fisher*

If I were a tree  
I'd want to see  
a bird with a song  
on a branch of me.

I'd want a quick  
little squirrel to run  
up and down  
and around, for fun.

I'd want the cub  
of a bear to call,  
and a porcupine, big,  
and a tree toad, small.

I'd want a katydid  
out of sight  
on one of my leaves  
to sing at night.

And down by my roots  
I'd want a mouse  
with six little mouselings  
in her house.


## Trees

*By Aileen Fisher*

Trees just stand around all day  
and sun themselves and rest.

They never walk or run away  
and surely that is best.

For otherwise how would a  
squirrel or robin find its nest?



# SUMMER

*Field Notes*



***Field Notes:***

Find a quiet place outside away from distractions so you can observe the season.

What season is it? .....

How can you tell? .....

.....

.....

.....

.....

.....

Describe the weather today.

.....

.....

.....

.....

Is there anything that you never noticed before?

.....

.....

.....

.....

# Summer Bingo:

Try to fill an entire row vertically, horizontally, or diagonally.

Find and draw items as you see them.

ANIMAL	PRETTY WEED	DUST	BIRD'S SHADOW
GREEN PLANT	COLORFUL PLANT	BODY OF WATER	INSECT HOME
BUTTERFLY	TREE FULL OF LEAVES	FLOWER	BEE
BIRD	ROCK	GARDEN	INSECT



- A leaf that bugs have chewed
- A bird
- A mammal
- An ant
- A spider web
- A ladybug or a butterfly
- A weed with a flower on it
- Fungus or moss
- A nest
- The sound of water
- A worm, caterpillar, or snail
- A bee or wasp
- A flower with 6-8 petals
- Fruit on a tree
- An insect home
- Animal tracks
- A tree with smooth bark
- A tree with rough bark




# SUMMER NATURE WALK HUNT

Take a nature walk and mark off all the things you can find on this list.



## ***Bird Facts:***

Birds are some of God's marvelous creations. There are so many fascinating things to learn about birds.



Birds are amazing creatures. They are found nearly everywhere in the world. There are over 10,000 different types of birds. It is incredible that God created such a variety of birds for us to study and enjoy. If it took you one day to create a new bird, it would take 27 years to create 10,000 different kinds of birds. That is just another reminder of the wonder of God's creations.

Observe some birds for at least 10 minutes. How do they interact with each other? What do they spend time doing? What is interesting about them? Write and illustrate your observations.

## ***Bird Study 1:***

Observe some birds for at least 10 minutes.  
Write and illustrate your observations.



A series of seven horizontal dotted lines spanning the width of the page, intended for writing observations.

A large, empty rectangular box with rounded corners, intended for drawing an illustration of the observed birds.