



**HANDWRITING**

LEVEL 7



# ABOUT THIS COURSE

The images, artwork, and words used in this handwriting course are all designed to connect children to the good and the beautiful: faith, family, high moral character, and the wonders and beauty of nature and human life.

Handwriting Level 7 is appropriate for children who are on an approximate sixth to seventh grade level. The course focuses on cursive writing.

Children will be learning more than cursive as they copy inspiring adages, Bible verses,\* skillfully written poetry, proverbs, the names of Canadian provinces and territories, foreign languages, states, capitals, presidents of the United States, and more.

As the course progresses, instead of just copying cursive writing, children will also write original sentences in cursive and convert manuscript print to cursive writing. This will help children to memorize the formation of cursive letters.

Children may refer to the cursive chart at the beginning of the course when needed.

This workbook includes 100 sheets, which is 3–4 sheets per week for an average school year.

It is critical that children gain a strong foundation in correct letter formation. Do not move too fast through foundational skills.

## **DRAWING**

This course provides opportunities for children to copy a variety of styles of drawings in addition to creating their own drawings, improving both their drawing and motor skills, and increasing their exposure to different drawing techniques. Also, many children enjoy handwriting sheets much more with the opportunity to do a little art along with the handwriting.

## **DOING HANDWRITING AS A FAMILY**

Handwriting time can be done together as a family. Since children will finish pages in a different amount of time, you may want to set a certain length of time for handwriting each day, such as 10–15 minutes. Wherever children are on the page, have them stop at the end of the specified time. During the next handwriting session, they can pick up right where they left off. Some children may complete more than one page during a session, and some children may complete less than a page.

\*All Bible verses come from the King James Version of the Bible.

# Handwriting Practice

Copy the Bible verse from 1 Corinthians 13:4.

Charity suffereth long, and is kind.

Copy the Bible verse from 2 Corinthians 5:7.

For we walk by faith, not by sight.


Write your first, middle, and last name *in cursive*.

Cover the page above the dotted line. Write the Bible verses *in cursive*. Refer to the section above only if needed.


Charity suffereth long, and is kind.

For we walk by faith, not by sight.

*In cursive*, write the name of each breed of dog shown.



Bulldog



Beagle



Spitz



Pug



Terrier



# Handwriting Practice

Copy the stanzas from the poem "Trees" by Joyce Kilmer.



*I think that I shall never see  
A poem lovely as a tree.*

*A tree that looks at God all day,  
And lifts her leafy arms to pray;*

*Poems are made by fools like me,  
But only God can make a tree.*

Handwriting practice lines consisting of multiple sets of three horizontal lines (top, middle dashed, bottom) for copying the poem.

Write your first, middle, and last name *in cursive*.

Handwriting practice lines for writing the student's name in cursive.

Write the names of the four seasons *in cursive*. Note: The names of seasons are not capitalized.

Handwriting practice lines for writing the names of the four seasons in cursive.

*In cursive*, write one thing you are grateful for today. Use a complete sentence.

Handwriting practice lines for writing a complete sentence in cursive about something the student is grateful for.

# Handwriting Practice

Copy the names of the Canadian provinces and territories.

Yukon

Newfoundland and Labrador

Northwest Territories

Nunavut

Quebec

Prince Edward  
Island

British  
Columbia

Manitoba

New  
Brunswick

Alberta

Ontario

Saskatchewan

Nova Scotia

*Hudson  
Bay*

# Handwriting Practice


Read the poem "The Hayloft" by Robert Louis Stevenson and copy the last stanza.

*Through all the pleasant meadowside  
The grass grew shoulder-high,  
Till the shining scythes went far and wide  
And cut it down to dry.*

*Those green and sweetly smelling crops  
They led the wagons home;  
And they piled them here in mountain tops  
For mountaineers to roam.*

*Here is Mount Clear, Mount Rusty-Nail,  
Mount Eagle and Mount High;  
The mice that in these mountains dwell,  
No happier are than I!*

*Oh, what a joy to clamber there,  
Oh, what a place for play,  
With the sweet, the dim, the dusty air,  
The happy hills of hay!*



Handwriting practice lines consisting of solid top and bottom lines with a dashed midline. There are four sets of these lines provided for copying the poem.

**In cursive,** write one to two sentences describing your favorite place to visit in nature.

Handwriting practice lines consisting of solid top and bottom lines with a dashed midline. There are four sets of these lines provided for writing a response.

# Handwriting Practice

Copy the poem "Variety" by William Browne.

*There is no season such delight can bring  
As summer, autumn, winter, and the spring.*

Copy each sentence, filling in the blanks with your own words, *in cursive*.

*In the spring, I look forward to \_\_\_\_\_.*


*In the summer, I look forward to \_\_\_\_\_.*

*In the autumn, I look forward to \_\_\_\_\_.*


*In the winter, I look forward to \_\_\_\_\_.*

Use colored pencils to complete each drawing below. Add details to show the scene in each season.


Spring




Summer



Autumn



Winter





# Handwriting Practice

*Accept: Do you accept my apology?  
Except: All crayons are here except red.*

Write the sentences, using the correct homophone, and fill in the blank with a word of your choice.

I will (accept/except) the (noun) tomorrow night.

Everyone will be there (accept/except) my (noun—person).

Copy the names of the states and their capitals.

*Baton Rouge, Louisiana*

*Jefferson City, Missouri*

*Harrisburg, Pennsylvania*

*Providence, Rhode Island*

**In cursive**, write the animal names identified by the tracks. Put them in order of frequency in which you see them around where you live.



Skunk



Deer



Cat



Coyote



Squirrel

# Handwriting Practice

Copy the names of the countries and territories of South America.

A map of South America is centered on the page, with lines connecting it to labels for each country and territory. The labels are written in a cursive font and are placed on a set of three horizontal lines (top, middle dashed, bottom) for copying practice. The countries and territories are: Guyana, Suriname, French Guiana, Venezuela, Colombia, Ecuador, Peru, Bolivia, Chile, Brazil, Paraguay, Uruguay, Argentina, and Falkland Islands (UK).

*Guyana*

*Suriname*

*Venezuela*

*French Guiana*

*Colombia*

*Brazil*

*Ecuador*

*Peru*

*Paraguay*

*Bolivia*

*Uruguay*

*Chile*

*Argentina*

*Falkland Islands (UK)*

# Handwriting Practice

*In cursive*, write four of the facts below about animals in the Camelidae family.

Alpaca spit when they are angry.

*Guanacos are known for their graceful dispositions and unique vocalizations.*

Llamas are sometimes used as livestock guardians to protect alpaca and sheep.


*Some camels can drink 30 gallons of water in 13 minutes.*

Vicuñas are the smallest of the camelids.



Handwriting practice lines consisting of a solid top line, a dashed middle line, and a solid bottom line, repeated five times.

*In cursive*, write the name of each camelid below.



Handwriting practice lines consisting of a solid top line, a dashed middle line, and a solid bottom line, repeated three times.

# Handwriting Practice

*In cursive*, write the quote from Ralph Waldo Emerson.

“Write it on your heart that every day is the best day in the year.”

---

---

---

---

---

---

*In cursive*, write the Bible verse from John 14:27.

Peace I leave with you, my peace I give unto you: not as the world giveth, give I unto you. Let not your heart be troubled, neither let it be afraid.

---

---

---

---

---

---

---

---

---

---

*In cursive*, write two things you are thankful for today. Use complete sentences.

---

---


---

---

---

---

Draw a sunset around the ducks.



# Handwriting Practice

*In cursive*, write the quote by Franklin D. Roosevelt.

“To reach a port, we must set sail—  
Sail, not tie at anchor.  
Sail, not drift.”



*In cursive*, write the Bible verses.

“When thou passest through the waters, I will be with thee” (Isaiah 43:2).

“For I the Lord thy God will hold thy right hand, saying unto thee, Fear not; I will help thee” (Isaiah 41:13).


*In cursive* and in alphabetical order, write the names for the different types of nautical knots.



Square



Stopper



Alpine Butterfly



Bowline



Sheet

# Congratulations

to

---

for the successful completion of

**Handwriting Level 7**

on

---

(date)

Signed by:

